

Activities to 



BACK TO SCHOOL

August Edition
2021

 **HCPLC** ORG
HILLSBOROUGH COUNTY PUBLIC LIBRARY COOPERATIVE
Discover • Engage • Transform





Back-to-School 3D Apple Booklet



Step 1: Cut out the apple and stem templates.

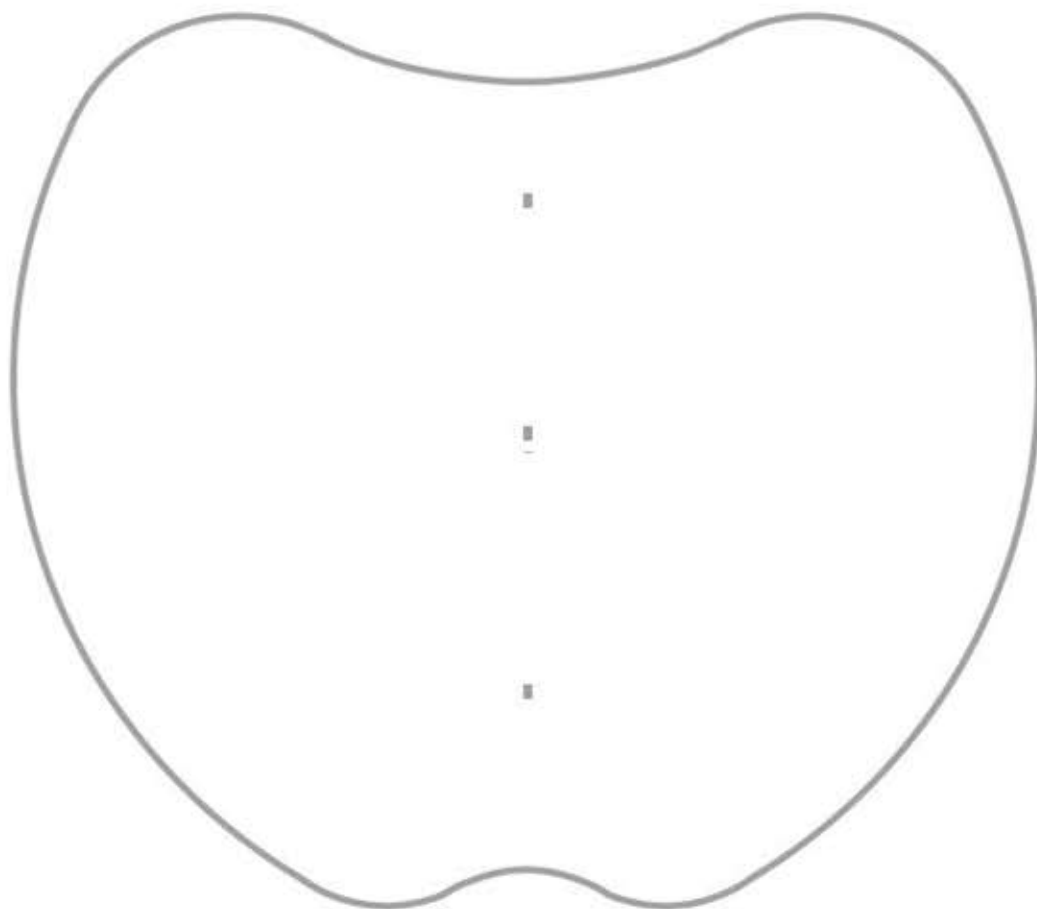
Step 2: Trace the stem once onto the green paper and trace the apple six times onto the red paper. Cut them out.

Step 3: Fold the apples in half vertically and then line them up one on top of the other. Slide the stem into the middle of the stack so that most of it sticks out of the top.

Step 4: Staple the stack three times down the center, so that the staples are lined up vertically.

Step 5: Separate the pages out so that they make a 3D apple shape.

Step 6: Decorate the pages of your apple booklet with stickers, pictures, and inspirational quotes to help you get pumped up for the new school year!



My Goals for the Year

1. The subject I really want to improve in is _____

2. To improve in this subject I will _____

3. I will always be respectful by _____

4. I will follow all rules and routines. If I ever forget, these are the consequences that should help me remember:

5. I will be a good friend by _____

6. Being a responsible citizen to me means _____

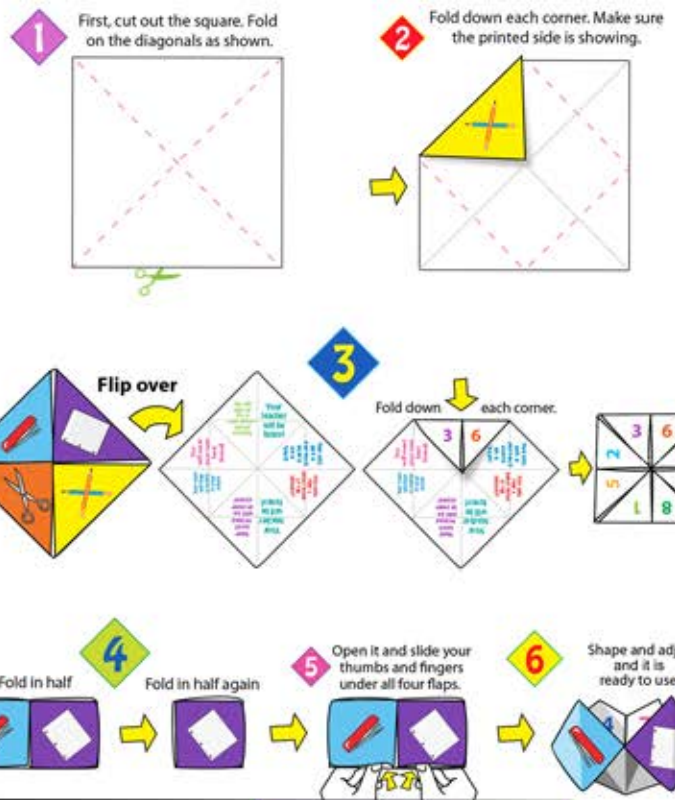
7. My teacher can always count on me for _____

8. I will remember to persist which looks like _____

9. But most of all _____

Back To School Fortune Teller

Cut the square below then follow the folding instructions.



Find Two of the Same Pictures









School I Spy

How many of each can you find in the box below?



☆ All About ME ☆

| | | |
|---|---|--|
| My name | |  |
| I am | ☆ years old | |
| I don't like | I like | It's me |
|  | | |
| | | Favourite food |
| | |  |
| My BIG dreams |  | Favourite animal |
|  | | Favourite colors ○ ○ ○ |
| | | Favourite school subject  |

Color Me






Word Search




Back-to-School


There are 16 words hidden in the word search below.
Circle the words as you find them and then cross each one off the list below the puzzle.



E N C Q U I N F O L D E R O
O P N O A N A D E N S S H B
N M E A M E O T I Z Y S O I
S P I N F P Z T O W B E O N
T R T E C Q U O E Q G C L D
R E L U R I S T E B S E G E
E S C H O O L K E U O R A R
L E R A S O C B E R O O Q Y
P E L T E A C H E R E O K U
A E Z A P N R S K B A Z O I
T C E K E E I S A O E I U Z
S H C N P E E T E O E U D Q
O A G A A D A M I K Y Q A E
B S P C N C L A S S R O O M



TEACHER • BACKPACK • BOOKS • BINDER • PENCIL
QUIZ • CLASSROOM • NOTEBOOK • SCHOOL • DESK
PAPER • RECESS • STAPLER • FOLDER • COMPUTER • RULER





Name:

SCAVENGER HUNT!

School is in session! Complete this scavenger hunt to get to know your new classmates and make friends for this upcoming school year.

1. Make one new friend!

Write their name here and draw a picture!

their name

2. Lend someone a piece of paper!

3. Lend someone a pen or pencil!

4. Find three people who are wearing awesome shoes and draw a picture of each!

| | | |
|--|--|--|
| | | |
|--|--|--|

(What kind of shoes did you find?)

5. Find someone who has the same favorite color as you do!

What's your favorite color and who likes it too?

6. Share with someone your favorite song and have them share theirs to you!

Who did you share your song to, and what's their favorite song?

7. Play a game of tag with five of your new classmates!

8. Give someone a doodle that you drew yourself!

9. Give your teacher a high five!

Did you complete this scavenger hunt?